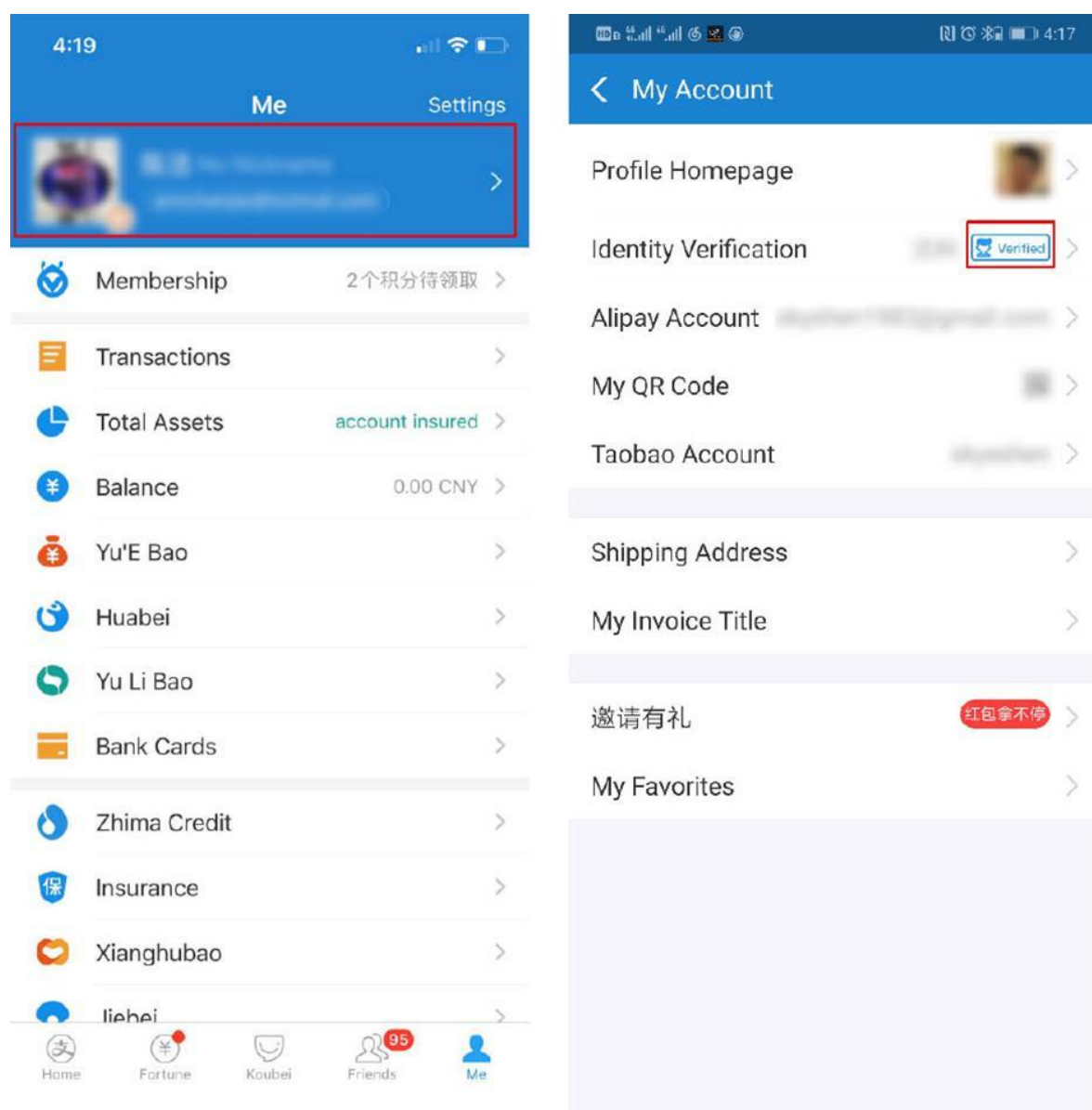


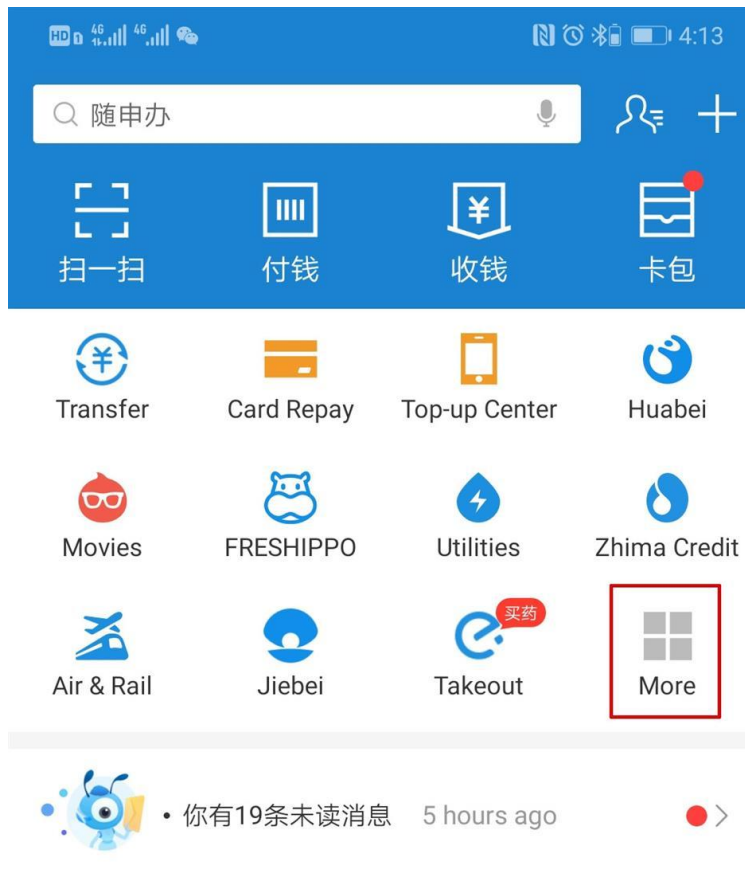
如何使用支付宝查询随申码

How to get your Shanghai health QR code by using Alipay

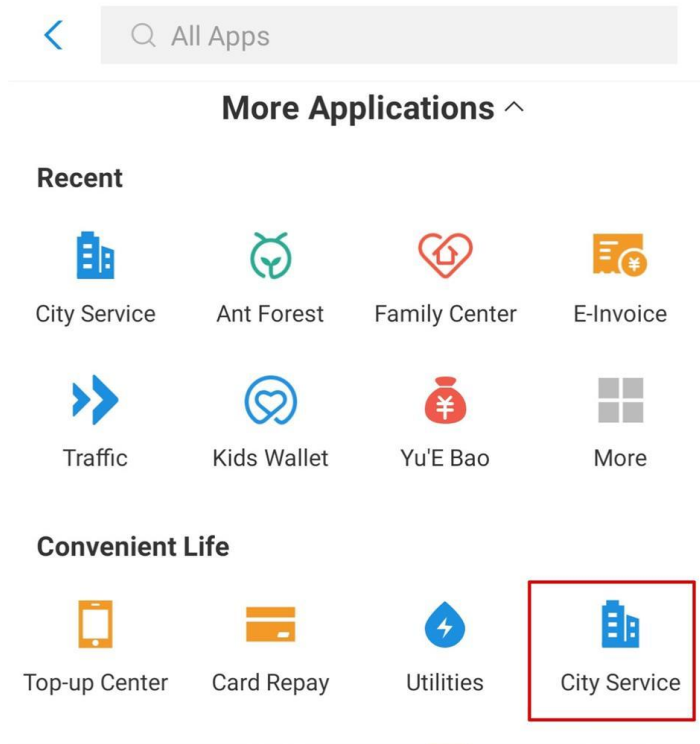
Step 1: 请确保你的支付宝已通过实名制验证。 Make sure you are a verified user on the Account page.



Step 2: 请点击首页“全部” Click “More” on the home page.



Step 3: 请选择“城市服务”。 Click “City Service” on the Application page.



Step 4: 请点击防疫健康信息码。Click the Epidemic prevention QR health code on the Shanghai Service page to apply for the code.



市民中心

0g 本月已产生 0g 绿色能量

上海 ▾

搜索你想要的服务

- 国务院服务
- 充值中心
- 生活缴费
- 公积金
- 社保
- 医保
- 公安交管
- 医疗健康
- 车主服务
- 教育/高考

本地热门

证件订阅 ▾

- 交管12123
- 电子社保卡
- 公积金查询
- 防疫健康码
- 医保电子凭证

市民广场

换一批 ↻

- 权威发布
- 政策咨询
- 本地生活
- 文体生活

权威发布·国家医保局

医保门诊报销

城市

除了爱

七夕专享


市民中心

办事大厅




Green means you're healthy, orange means you are suspected or in quarantine, and red means you are a confirmed COVID-19 patient.

ShangHai QR Code



Citizens Homepage of Government Online-Offline Shanghai

Updated on: 2020-02-28 12:20:30



GREEN

Data source: national and municipal public administrations.

FAQ | Feedback ←

Feedback

If you have any problem with the Shanghai Code-Health, please fill in and submit the following form. We will deal with your feedback as soon as possible. Thank you for your understanding and support.

*Given Name / Last Name
Please enter your Given Name / Last Name

*Passport Number
Please enter your passport number

*Mobile phone number
Please enter your mobile number

*Have you ever left Shanghai? (Yes/No)
 Yes No

*Problem type (including related questions on health registration, wrong color of QR code, no appearance of QR code, problems with name and photo information)
Select question type

*Content: (at least 10 words; up to 200 words)
e.g. The color of my QR code is ___ now. I arrived in Shanghai on yyyy/mm/dd, and have already self-isolated over 14 days. (Please append more information briefly if necessary)

Upload certification material (if there is)
+

Submit certification material, e.g. copy or photo of air tickets, train tickets.

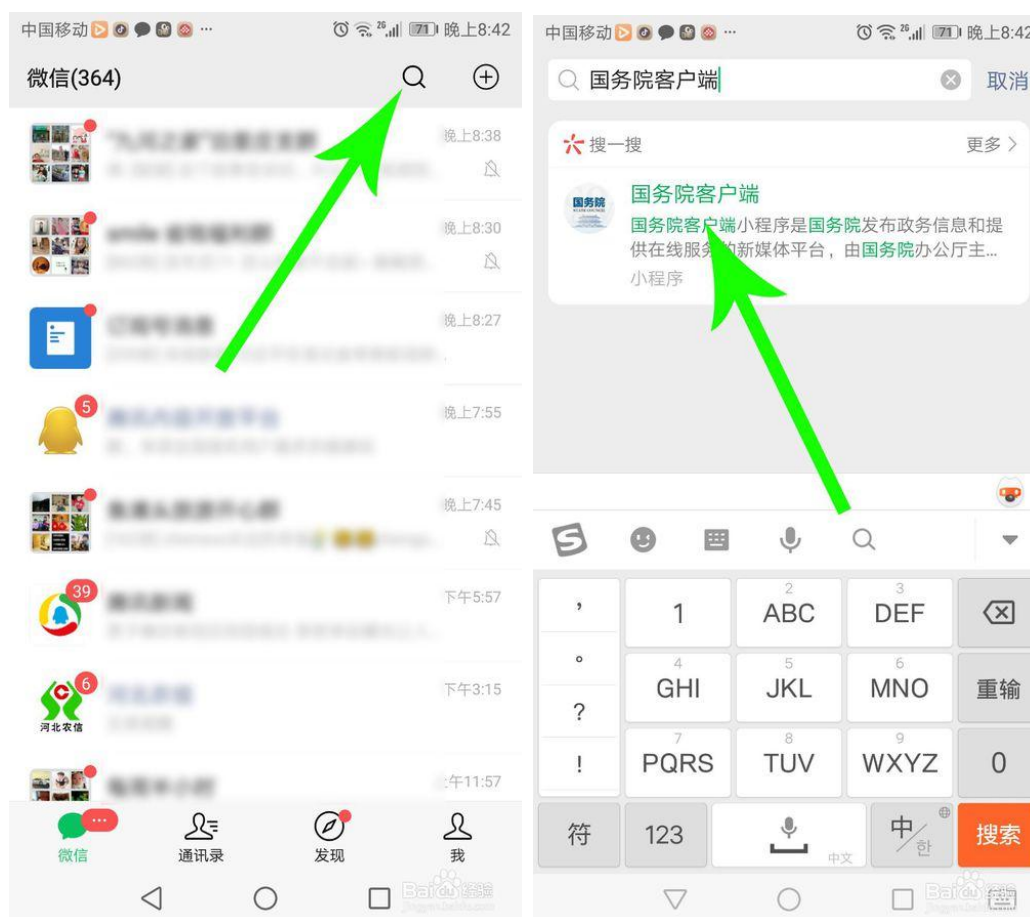
Do you need a reply? (Yes/No)
 Yes No

Submit

使用微信查询近 14 天旅居轨迹

How to check your recent 14-day travel information by using WeChat

Step 1: 打开微信搜索界面，在搜索框中输入“国务院客户端”，然后点击“国务院客户端”小程序。*Open the WeChat search interface, enter "State Council client" in the search box, and then click "State Council client" applet.*



Step 2: 打开国务院客户端点击“防疫行程卡”。*Open the State Council client and click "Epidemic Prevention Travel Card".*



Step 3: 打开通信大数据行程卡界面，在编辑框中输入手机号和验证码，然后点击“查询”即可获得一张行程卡，在卡片上可查看自己 14 天的行动轨迹，包括去过的国家和

停留时长超过 4 小时的地市信息。Open the interface of travel card for communication big data, enter your mobile phone number and captcha in the edit box, and then click "Query" to get a travel card. On the card, you can see your 14-day movement track, including the countries you have been to and the cities where you stay for more than 4 hours.



通信大数据行程卡

疫情防控，人人有责

A screenshot of the '通信大数据行程卡' app interface. It features a white background with a rounded rectangle containing the input fields. The first field is for the phone number, with a '获取验证码' (Get verification code) button to its right. The second field is for the verification code, with a checkmark icon and the text '请输入验证码' (Please enter verification code). Below these is a checkbox for '同意并授权运营商查询本人在疫情时间14天内到访地信息' (I agree and authorize the operator to query my 14-day visit location information during the epidemic time). A large green arrow points from the '获取验证码' button down to the '查询' (Query) button, which is a blue rounded rectangle at the bottom of the form.

本服务联合提供

